



MARK ROBERTS MOTION CONTROL

UNIVERSAL CAMERA SYNC ADAPTER



QUICK START GUIDE

QSG Product Code: MRMC-2143-00

Product Covered: MRMC-2140-00, MRMC-2141-00

Universal Camera Sync Adapter Quick Start Guide

QSG Product Code: MRMC-2143-00

Product Covered: MRMC-2140-00, MRMC-2141-00

Modification date: 5 July 2021

© 2021 Mark Roberts Motion Control Ltd. All rights reserved.

No part of this publication may be reproduced, transmitted, or translated by any means — graphical, electronic, or mechanical — including photocopying, recording, taping, or storage in an information retrieval system, without the express written permission of Mark Roberts Motion Control.

Although every care has been taken to ensure that the information in this document is accurate and up to date, Mark Roberts Motion Control continuously strives to improve their products and may make changes to the hardware, firmware, and software described in this document. Mark Roberts Motion Control therefore cannot be held responsible for any error or omission in this document.

All product names mentioned herein are the trademarks or registered trademarks of their respective owners.

Contact information	
Mark Roberts Motion Control Ltd.	
Unit 3, South East Studios	
Blindley Heath	
Surrey	
RH7 6JP	
United Kingdom	
Telephone:	+44 (0) 1342 838000
E-mail:	info@mrmoco.com (sales and general enquiries) support@mrmoco.com (customer support)
Web:	www.mrmoco.com www.mrmocorentals.com

Contents

Chapter 1	Universal Camera Sync Adapter Panel.....	1
	Connecting the Cables	2
	Alexa - Universal Camera Sync - Ulti connection	2
	Alexa - Universal Camera Sync - Guinness head/RT-14 connection	3
	Red Epic/Phantom- Universal Camera Sync - Ulti connection	4
	Red Epic/Phantom- Universal Camera Sync - Guinness head/RT-14 connection	5
	Switch Positions.....	6
	Universal Camera Sync LEDs	6

Chapter 1 **Universal Camera Sync Adapter Panel**

Overview

MRMC's Universal Camera Sync Adapter allows either an ARRI Alexa, or RED Epic/Phantom Camera to output a sync pulse to the camera head.


Epic has a directly coupled sync, and separate trigger input. Both camera syncs are opto-isolated.

The Universal Camera Sync Adapter:


- Uses an edge triggered pulse stretcher, so even at low shutter angles, when the width of the sync pulse gets very narrow – there is a fixed pulse width generated for the Head box.
- Slide switch allows the polarity of the sync output to the head to be inverted.
- Operational over a wide range of frame rates - up to 1000fps for high speed filming.
- Needs to work over a wide range of camera voltages, 12-24V as modern cameras often run on a 14V battery supply. Camera needs to supply power to the opto-isolator input stage.
- Provides opto-isolation of trigger signal between the camera and the head.
- Protected against the most obvious of reverse polarity faults.

Connecting the Cables



Alexa - Universal Camera Sync - Ulti connection



Alexa - Universal Camera Sync - Guinness head/RT-14 connection



Red Epic/Phantom- Universal Camera Sync - Ulti connection

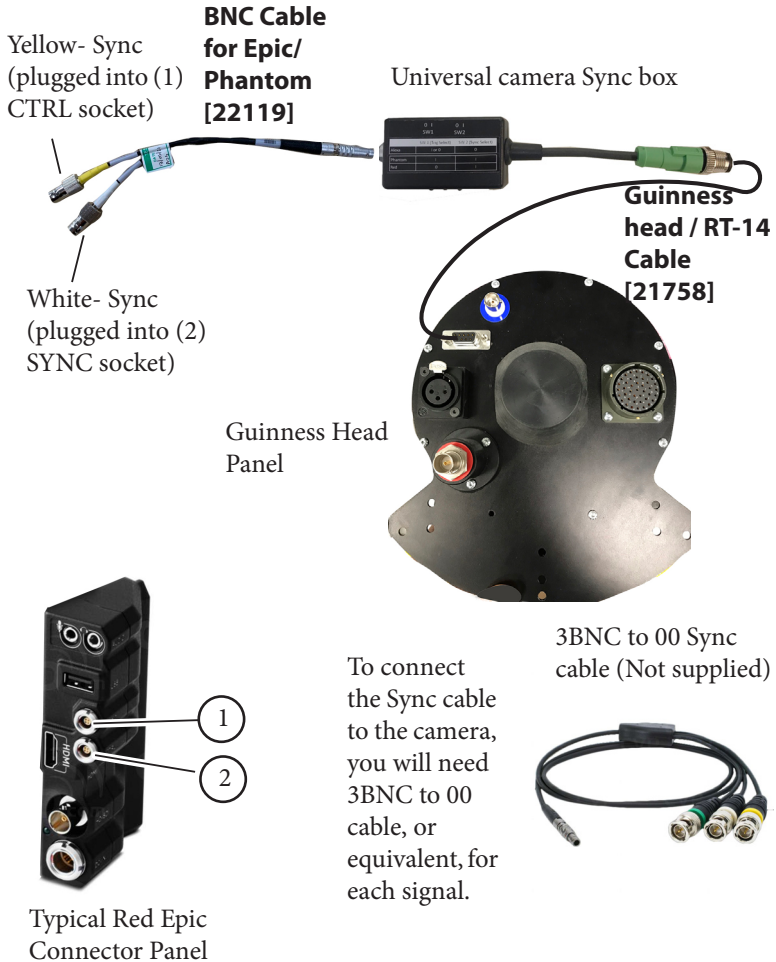


To connect the Sync cable to the camera, you will need 3BNC to 00 cable, or equivalent, for each signal.

3BNC to 00 Sync cable (Not supplied)



Red Epic/Phantom- Universal Camera Sync - Guinness head/RT-14 connection



Switch Positions




	Switch 1 (Trigger Select)	Switch 2 (Sync Select)
Arri Alexa	I or O	O
Phantom	I	I
Red Epic	O	I

Universal Camera Sync LEDs



1. **POWER** LED illuminates when the camera is connected to Universal Camera Sync box and is powered.
2. **TRIGGER** LED illuminates when the Sync box is receiving Trigger signal from the camera.
3. **SYNC** LED illuminates when the Sync box is receiving Sync signal from the Ulti box or Guinness head/RT-14.

Notes



Mark Roberts Motion Control Ltd.

Unit 3, South East Studios, Blindley Heath, Surrey RH7 6JP

United Kingdom

Telephone: +44 (0) 1342 838000

info@mrmoco.com

www.mrmoco.com

