



MARK ROBERTS MOTION CONTROL

SIMPLE STEPPER MOTOR CONTROLLER



QUICK START GUIDE

QSG Product Code: MPMC-2176-00

Product Covered: MPMC-1340-00

Simple Stepper Motor Controller Quick Start Guide

QSG Product Code: MRMC-2176-00

Date Modified: 24 February 2022

Product Covered: MRMC-1340-00

© 2022 Mark Roberts Motion Control Ltd. All rights reserved.

No part of this publication may be reproduced, transmitted, or translated by any means — graphical, electronic, or mechanical — including photocopying, recording, taping, or storage in an information retrieval system, without the express written permission of Mark Roberts Motion Control.

Although every care has been taken to ensure that the information in this document is accurate and up to date, Mark Roberts Motion Control continuously strives to improve their products and may make changes to the hardware, firmware, and software described in this document. Mark Roberts Motion Control therefore cannot be held responsible for any error or omission in this document.

All product names mentioned herein are the trademarks or registered trademarks of their respective owners.

Contact information	
Mark Roberts Motion Control Ltd.	
Unit 3, South East Studios	
Blindley Heath	
Surrey	
RH7 6JP	
United Kingdom	
Telephone:	+44 (0) 1342 838000
E-mail:	info@mrmoco.com (sales and general enquiries) support@mrmoco.com (customer support)
Web:	www.mrmoco.com www.mrmocorentals.com

Contents

Chapter 1	Quick start	1
	Important safety instructions	1
	Power and connections	1
	General care	1
	Location	1
	Intellectual property	1
	Overview	2
	Connecting the cables	3

Chapter 1 Quick start



Important safety instructions

To ensure the best from the product, please read this manual carefully. Keep it in the safe place for future reference.

To reduce the risk of electric shock, do not remove the cover from the unit. No user serviceable parts inside. Refer servicing to qualified personnel.

Power and connections

- Do not plug in or attempt to operate an obviously damaged unit.

General care

- Do not force switches or external connections.
- Do not attempt to clean the unit with chemical solvents or aerosol cleaners, as this may damage the unit. Use a clean dry cloth.
- Do not use around flammable gas. All electrical equipment can generate sparks that can ignite flammable gas.
- Keep the equipment dry. The system has **not** been made weatherproof. Do not use with wet hands.
- Keep away from pets and children.
- Keep cables tidy. Use cable ties to keep them out of harm's way.

Location

Installation of this unit should be away from sources of excessive heat, vibration, and dust.


Intellectual property

This product includes confidential and/or trade secret property. Therefore, you may not copy, modify, adapt, translate, distribute, reverse engineer, or decompile contents thereof.


Overview

Thank you for using the Simple Stepper Motor Controller from Mark Roberts Motion Control (MRMC). Simple Stepper Motor Controller can be used to drive a stepper motor including that on MRMC's Medium Turntable. The stepper motors can be of type:

- 23B
- 17B

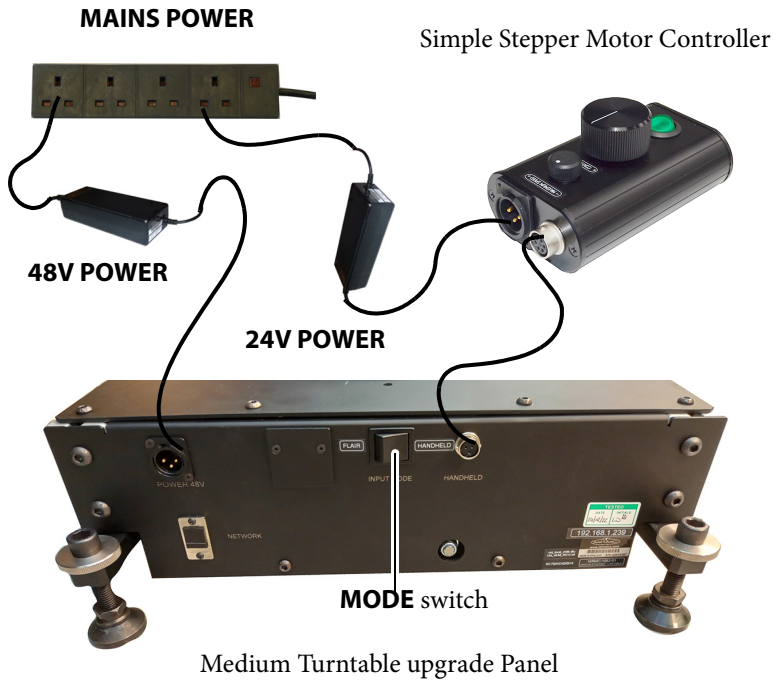


Connecting the cables



Simple Stepper Motor Controller Quick Start Guide

The following connection diagram represents connections when using the Medium Turntable with Simple Stepper Motor Controller.



Notes

Notes

Notes



Mark Roberts Motion Control Ltd.

Unit 3, South East Studios, Blindley Heath, Surrey RH7 6JP

United Kingdom

Telephone: +44 (0) 1342 838000

info@mrmoco.com

www.mrmoco.com

